

CellBlock FCS 1A2 UN 5 Gallon Steel Pail



WARNING: Prior to use, carefully review all assembly instructions, limitations, and manufacturer guidelines. Failure to follow these instructions may result in serious injury and/or property damage.



IT IS THE SHIPPERS RESPONSIBILITY to ensure appropriate regulations governing the transportation of dangerous goods are strictly followed.



ASSEMBLY DETAILS:

STEEL PAIL: 1A2 OUTER PACKAGING

PRODUCT NO:

CBPL0005

For Groups:

I X II Y III Z



1A2/X28.2/S//USA/M6484**

** Denotes year of manufacture

Up to a Gross
Package Weight of:

28.2K
62 lbs.

Maximum Permitted
Weight of Contents:
(Product & Containers)

25.5K
56 lbs.

Pail Dimensions:

300mm ext. dia. x 343mm h.
11.81" ext. dia. x 13.5" H

Outer Box Dimensions:

305 x 305 x 356mm
12" x 12" x 14"



NOTES: SEE Special PACKAGING DETAILS and other information on reverse.



CellBlockEX is Required as an insulative cushioning filler of remaining available space.



Our metal drum range is a special 1A2 outer packaging approved under UN Test criteria which allows transport of non-specified inner containers and their contents up to a stated maximum weight.

In metal drum 1A2/X28.2 the maximum permitted weight of the inner containers and their product contents must not exceed 25.5 kg kilograms, whilst the gross package weight must not exceed 28.2 kilograms.

Drum 1A2/X28.2 must be packed and assembled strictly as instructed and is then approved for the transportation of Packing Groups I, II, III, (X, Y, Z) Dangerous Goods.

**LITHIUM BATTERIES ONLY
TO BE PACKED IN THIS DRUM.**

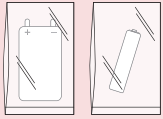
KIT CONTENTS:

- 5 Gallon Steel Pail
- Overpack Box
- 10 lbs CellBlockEX Fire-Suppression Media
- 10 Poly Bags
- Special Permit and UN Label Pack
- Sealing Tape
- Instructions
- Return Shipping Label*

*Included with SKU CBPL0005SK-RL Only

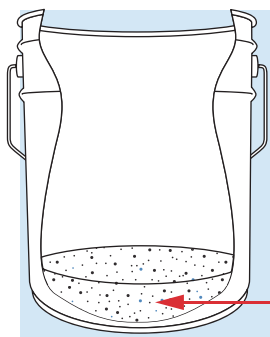
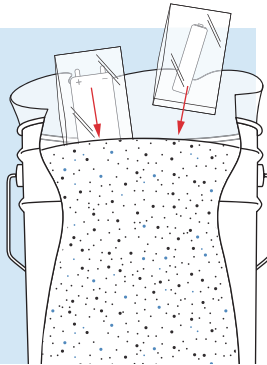
CBPL0005INSv1.111224

CellBlock FCS 1A2 UN 5 Gallon Steel Pail



NOTE: It is best-practice to terminal protect batteries for shipping by placing in poly bags. Alternatively, you may tape the ends/terminals.

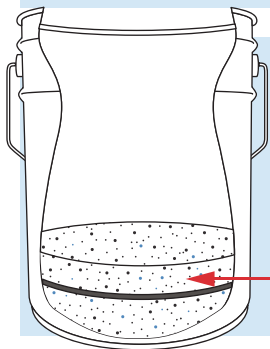
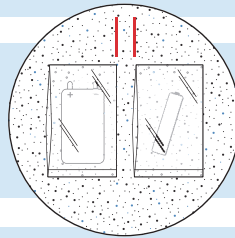
1A (Use this option for small quantities of batteries or a single large battery.) Open the inner bag of CellBlockEX; do not remove from the pail. Gently work the batteries into the CellBlockEX, maintaining space between each battery. **Proceed to step 6.**



1B (Use this option for larger quantities of batteries.) Remove the inner bag of CellBlockEX from the pail. Dispense a minimum of 1-2 inches of CellBlockEX into the bottom of the pail.

2" CELLBLOCKEX LOOSE-FILL

2 Place each battery in the loose-fill providing 1" to 2" of spacing between each battery.



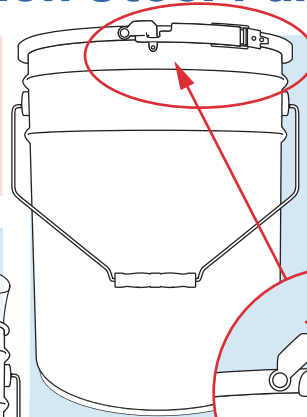
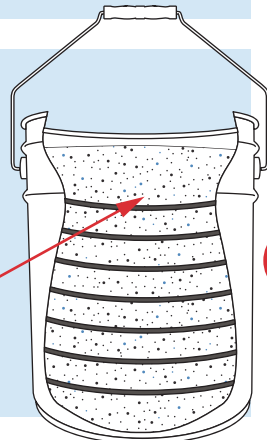
3 Cover batteries and cells with CellBlockEX loose fill. Allow 1 to 2 inches of spacing between small articles or 2 to 4 inches for larger batteries.

1" - 2" CELLBLOCKEX LOOSE-FILL

4 Continue layering batteries, cells and CellBlockEX as outlined in steps 2 and 3.

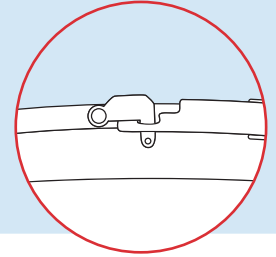
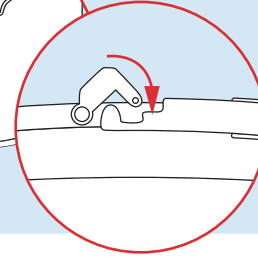
5 Allow at least 2 inches of space at top of pail. Fill remaining space with CellBlockEX.

2" CELLBLOCKEX LOOSE-FILL IN TOP

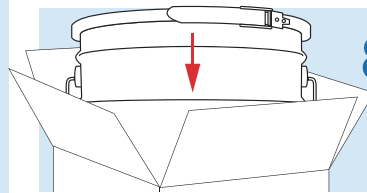


5 Replace lid; ensure lever latch is pulled tight to lid.

6 Engage the attached key into channel at top of lever and press down to ensure it locks.

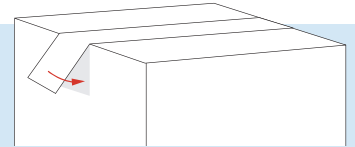


NOTE: Pails are pre-labeled with UN 3480. If shipping **devices containing batteries**, cover UN 3480 label with a UN 3481 label. If shipping both **batteries AND batteries in devices**, add UN 3481 to pail near UN 3480.



8 Place the pail in its original shipping box. Take care to remove or cover previous shipping label(s).

9 Seal box with the provided tape strips.



10 Place a **DOT SP 20549** label and appropriate UN labels on same side of overpack box.

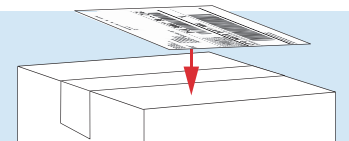
Shipping **li-ion batteries?** Use UN 3480 label.

Shipping **devices that contain a li-ion battery?** Use UN3481 label.

Shipping **both li-ion batteries AND devices that contain li-ion batteries?** Use both UN 3480 and UN 3481 labels.



11 If a UPS label has been provided, apply to top of box.



NOTE: It is the shipper's responsibility to ensure appropriate regulations governing the transportation of dangerous goods are strictly followed. **Need help? Call CellBlock FCS customer service at 1-800-440-4119**