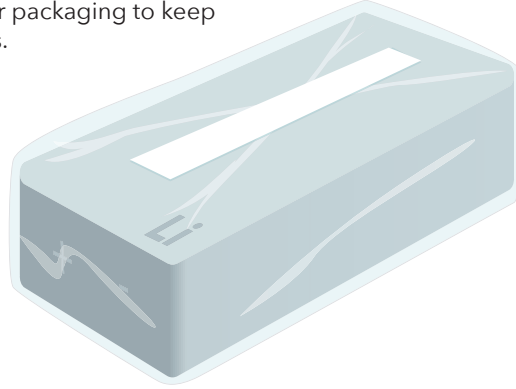


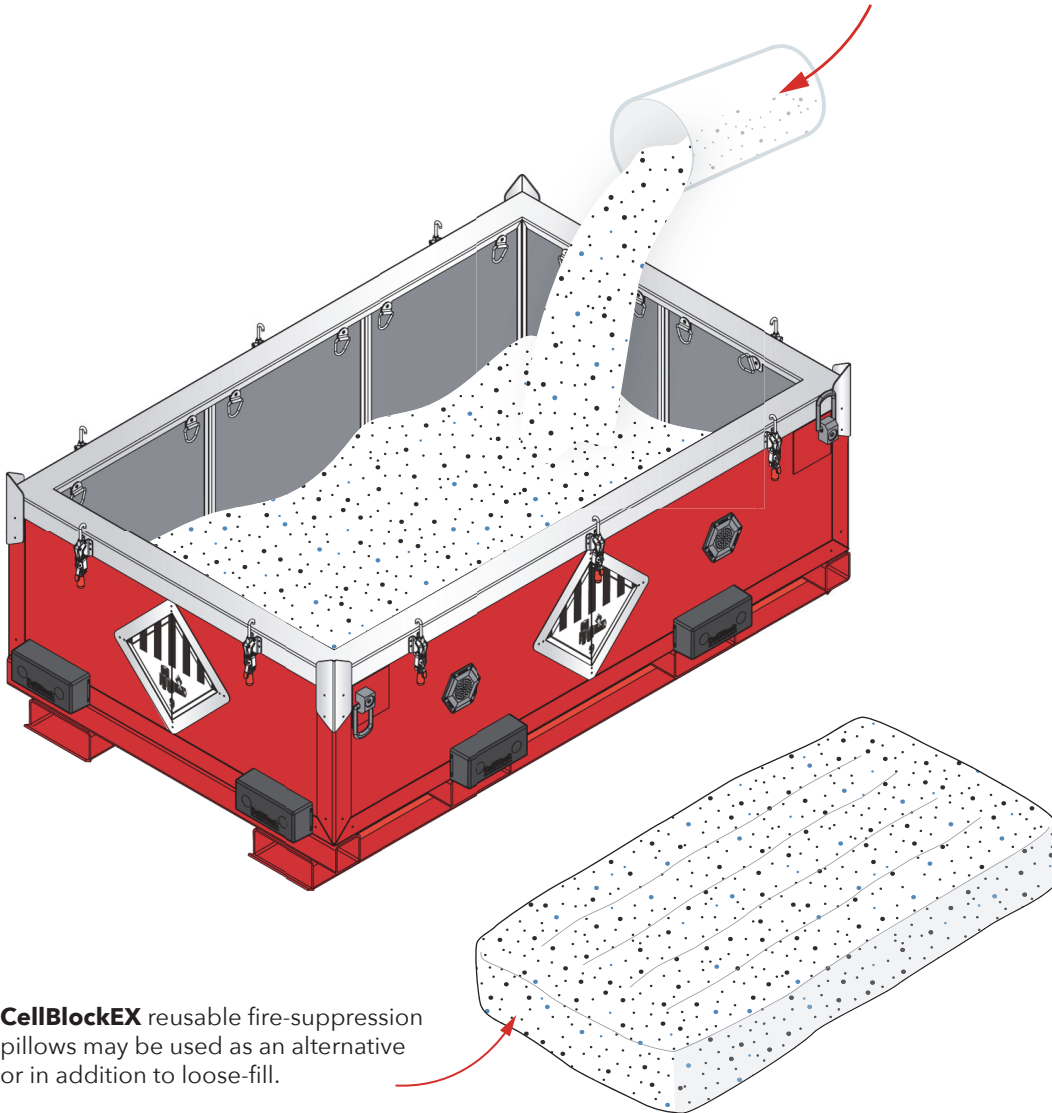
CellBlock 50A Steel Case

Suitable for small, medium and large format batteries.

Enclose items in a poly bag or other inner packaging to keep free of loose-fill and protect the terminals.



An evenly distributed layer of **CellBlockEX** must cover the bottom, top and sides of the packing spaces.



CellBlockEX reusable fire-suppression pillows may be used as an alternative or in addition to loose-fill.

ASSEMBLY DETAILS:

STEEL CASE: 50A OUTER PACKAGING

PRODUCT NO:

CBSTC085

For Groups:

I II III
X Y Z



50A/X/S//USA/
M6484/4716/2434**

*** Denotes month and year of manufacture

Up to a Gross
Package Weight of:

2434 kg
5366 lbs.

Maximum Permitted
Weight of Contents:

1073 kg
2366 lbs.

(Product, containers & CellBlockEX loose-fill and/or fire suppression pillows)

External Dimensions:

2294 x 1511 x 970 mm
90.3" x 59.5" x 38.2"h

Internal Dimensions:

1930 x 1168 x 483 mm
76" x 46" x 19"h



NOTES: SEE Special PACKAGING DETAILS and other information on reverse.

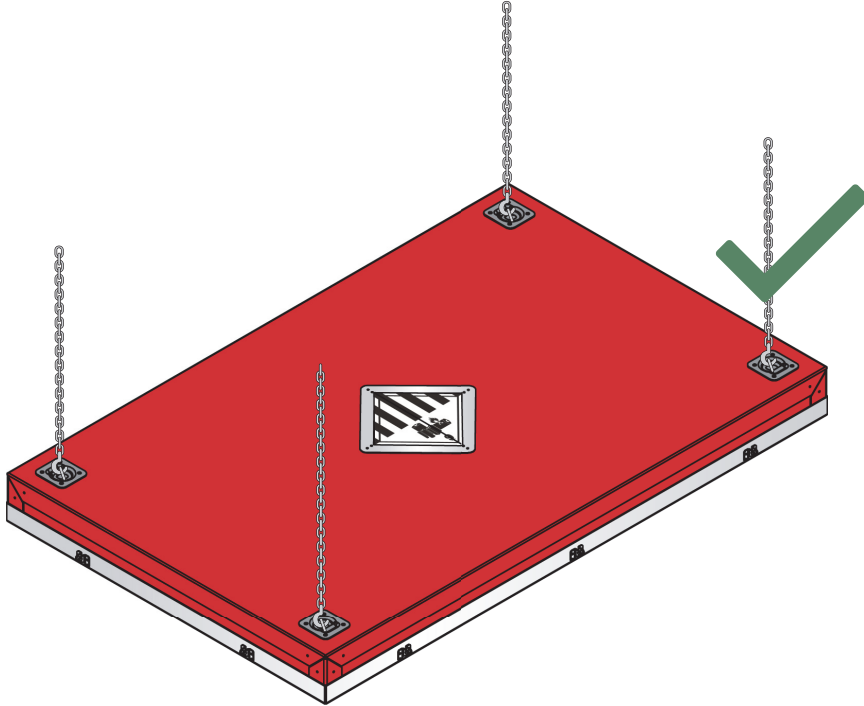


CellBlockEX is Required as an insulative cushioning filler of remaining available space and is available as loose-fill and in fire-suppression pillows.







CBST085INSV1.040424

Lid and Case Handling Precautions



LID LIFT

	 Lid Lift Point ONLY
	 DANGER Do Not Lift Case By Rings

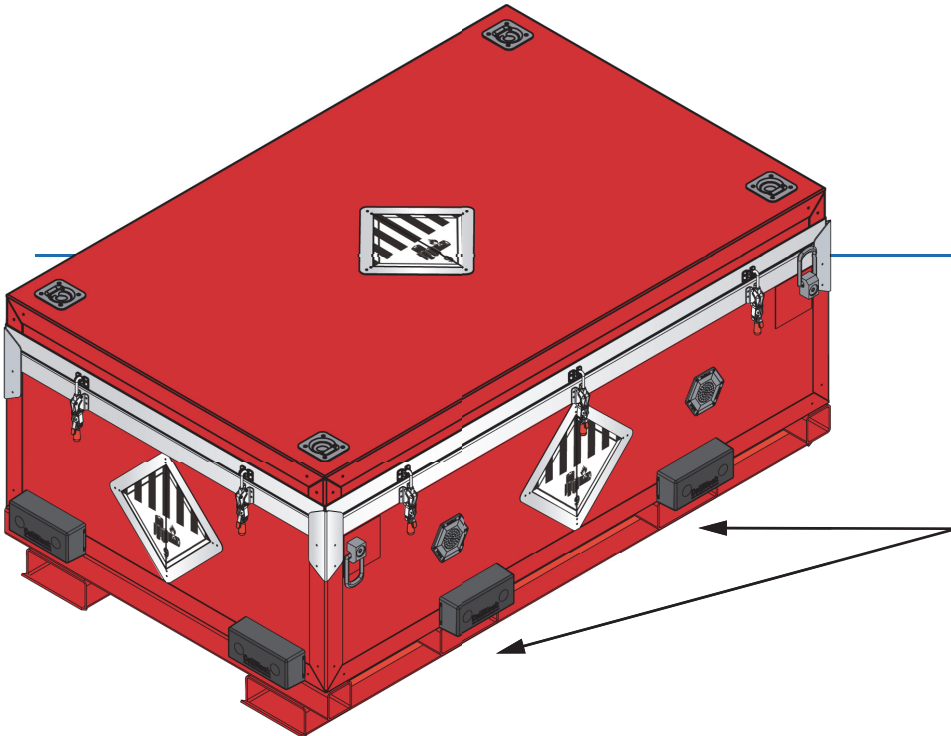
	 WARNING Crush Hazard Keep Hands Clear Of Lid At All Times
---	---

Obey all warning labels.



Use ALL 4 lift rings to remove lid. Confirm chain rating allows you to lift safely.

DO NOT lift case by the lid rings.

Keep hands clear of lid at all times



CASE LIFT

	Forklift Point 
---	--

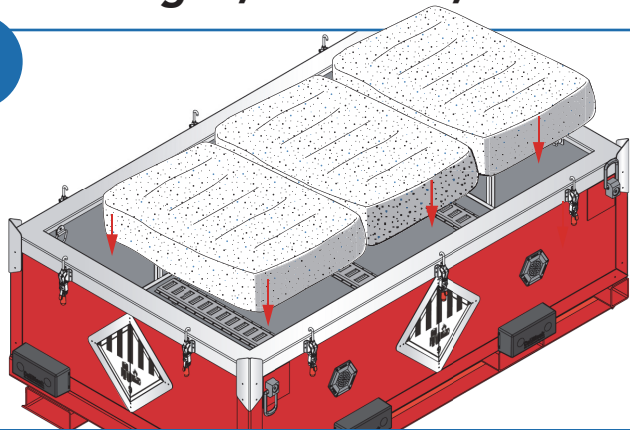
Confirm your forklift's weight rating allows you to lift safely. Use provided fork lift guides as indicated with label above.

CBST085INSV1.040424

CellBlock 50A Steel Case using CellBlockEX Pillows

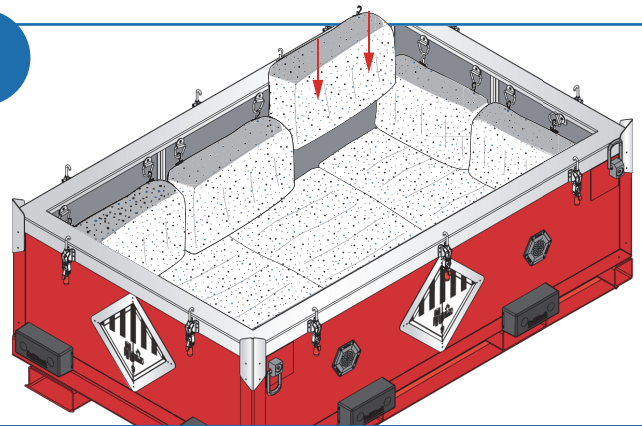
For damaged, defective, or recalled batteries

1



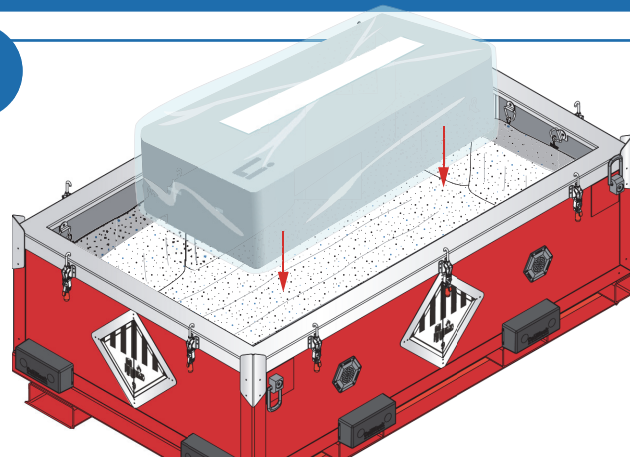
Remove lid and Install bottom fire-suppression pillow(s). NOTE: Number of pillows may vary according to battery tray configuration.

2



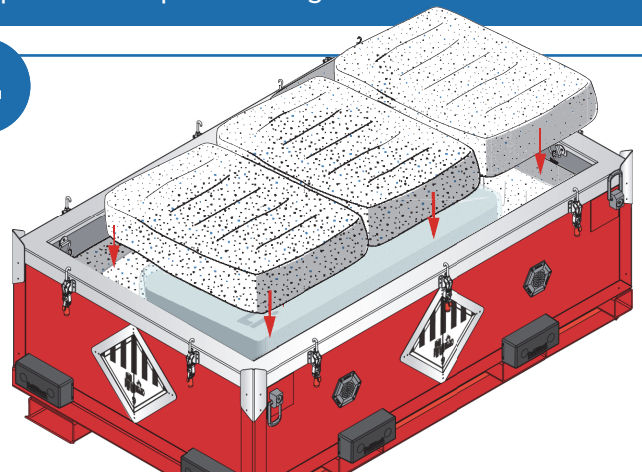
Install fire-suppression pillow on sides and ends by lowering into case and snapping in place with the provided snaps and d-rings.

3



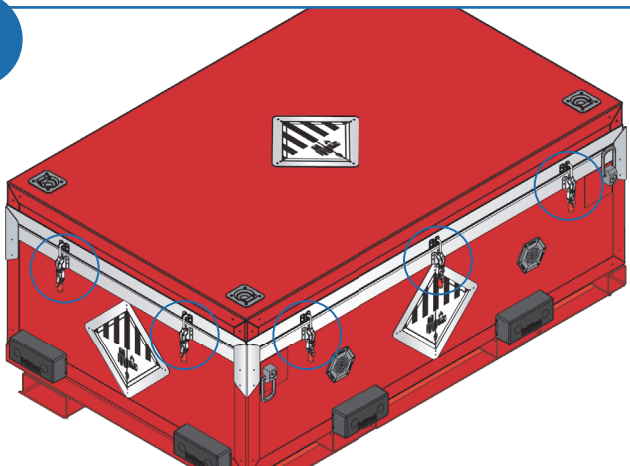
Enclose large format battery in a poly bag to keep free of loose-fill. Place large format battery in center of case. Take care not to tear the burn-away fabric.

4



Install top pillows.

5



Replace lid and securely latch case. (SEE LID AND CASE HANDLING PRECAUTIONS)



It is the shippers responsibility to ensure appropriate regulations governing the transportation of dangerous goods are strictly followed.

Our steel case is a special 50A outer packaging approved under UN Test criteria which allows transport of non-specified inner containers and their contents up to a stated maximum weight.

In steel 50A the maximum permitted weight of the inner containers and their product contents must not exceed 1073 kilograms, whilst the gross package weight must not exceed 2434 kilograms.

Steel 50A must be packed strictly as instructed and is then approved for the transportation of Packing Groups I, II, III, (X, Y, Z) Dangerous Goods.

CLASS 1 EXPLOSIVES OR CLASS 7 RADIOACTIVES MUST NOT BE PACKED IN THIS BOX.

CBST085INSV1.040424

CellBlock 50A Steel Case using CellBlockEX Loose-fill

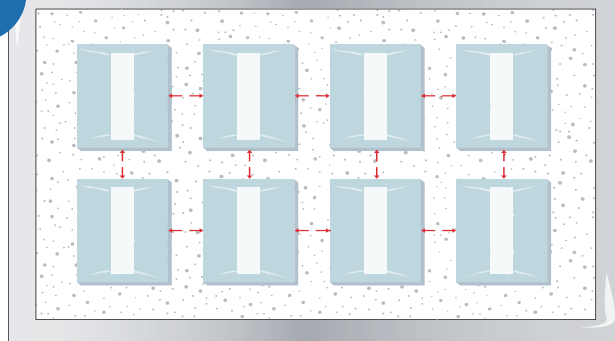
For damaged, defective, or recalled batteries

1



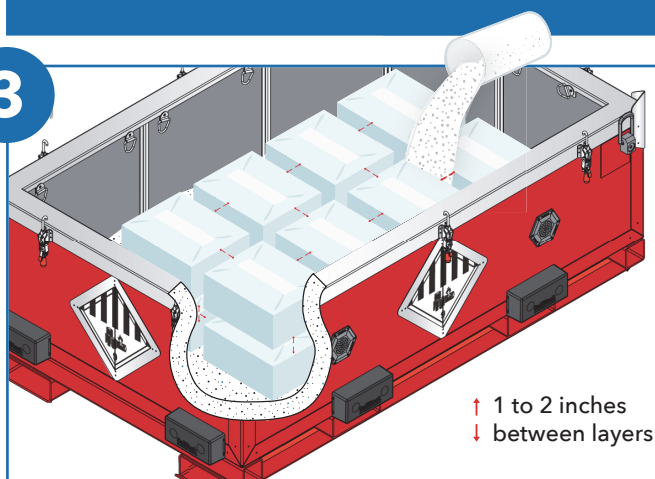
Pour 2 to 4 inches of CellBlockEX loose-fill into the bottom of the case.

2



Place batteries in the case, taking care to ensure proper spacing between articles. Top each layer with 1 to 2 inches of CellBlockEX loose-fill.

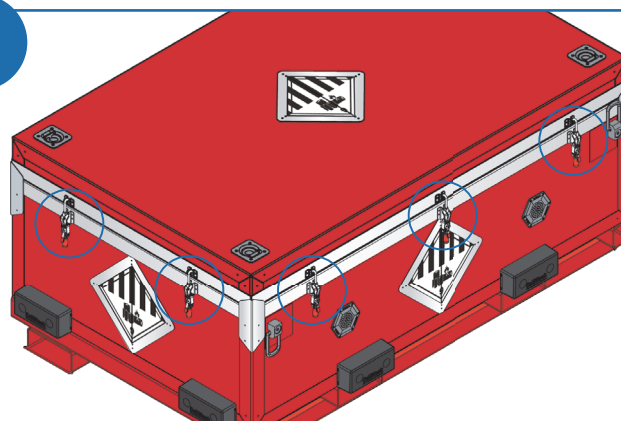
3



↑ 1 to 2 inches
↓ between layers

Continue layering CellBlockEX loose-fill and batteries in the case. Finish by pouring loose-fill to within an inch of the top of the case.

4



Replace lid and securely latch case. (SEE LID AND CASE HANDLING PRECAUTIONS)



It is the shippers responsibility to ensure appropriate regulations governing the transportation of dangerous goods are strictly followed.

Our steel case is a special 50A outer packaging approved under UN Test criteria which allows transport of non-specified inner containers and their contents up to a stated maximum weight.

In steel 50A the maximum permitted weight of the inner containers and their product contents must not exceed 1073 kilograms, whilst the gross package weight must not exceed 2434 kilograms.

Steel 50A must be packed strictly as instructed and is then approved for the transportation of Packing Groups I, II, III, (X, Y, Z) Dangerous Goods.

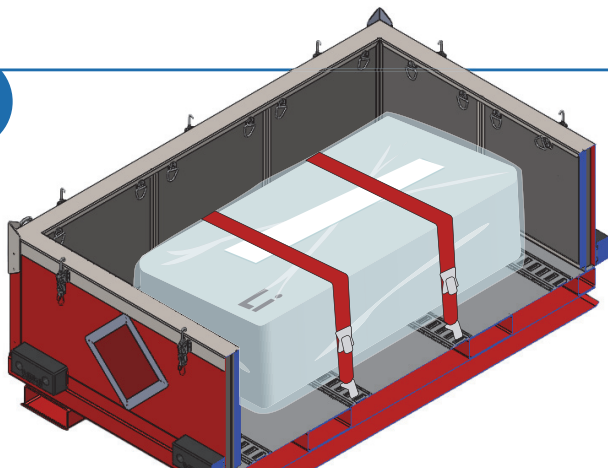
CLASS 1 EXPLOSIVES OR CLASS 7 RADIOACTIVES MUST NOT BE PACKED IN THIS BOX.

CBST085INSV1.040424

CellBlock 50A Steel Case No CellBlockEX

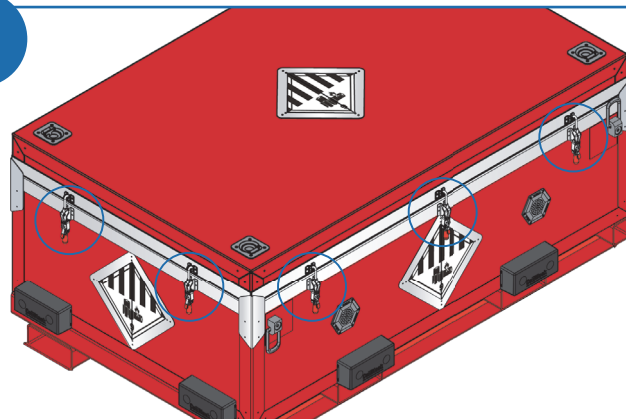
For non-damaged or new batteries

1



For shipments with no CellBlockEX media, center the battery in the case and secure to the track system with tensioned straps.

2



Replace lid and securely latch case. (SEE LID AND CASE HANDLING PRECAUTIONS)

CBST085INSV1.040424