


Charge Safe Battery Racks

Safety Solutions for the E-Mobility Industry



CellBlock[®]
Fire Containment Systems



Safe E-Mobility Charging Solutions

Without the appropriate separation and safety measures in place, charging multiple high watt hour batteries poses a dormant but potentially devastating threat. CellBlock FCS's new Charge Safe racks were designed to accommodate e-bike batteries and to safely suppress fires in the event of a thermal runaway.

- Engineered to comply with fire codes and exceed fire marshal expectations of safety.
- Fire resistant barriers between each battery charging bay.
- CellBlockEX's brilliantly simple deployment system halts propagation, preventing the spread of fire to adjacent batteries.
- Powder-coated steel and aluminum construction.
- Rechargeable extinguishing system.
- Equipped with heavy-duty locking wheels.

		WIDTH	DEPTH	HEIGHT	WEIGHT	BATTERIES
MCR3036	3-Tier	40.5"	32"	49"	450 lbs.	12
	4-Tier			63"	600 lbs.	16
	5-Tier			77"	750 lbs.	20
MCR3072	3-Tier	76.5"	32"	49"	870 lbs.	24
	4-Tier			63"	1160 lbs.	32
	5-Tier			77"	1450 lbs.	40

Height is inclusive of wheels. All sizes include FireShield cover.

Best-in-Class Textiles For Extreme Protection

The Charge Safe FireShield offers additional protection while providing easy access during business hours. Constructed from CellBlock's proprietary textiles, these covers have been tested at over 1000°C (1832°F) for 30 minutes.

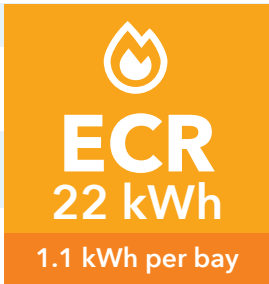
- Back panel features a single zipper for access to power strips and charger cords.
- Front panel zips on either side and rolls up when access is required.
- When fully zipped, the cover will contain flames and projectiles during a thermal runaway situation.
- Engineered to mitigate explosion potential.
- The FireShield is included with every Charge Safe rack.



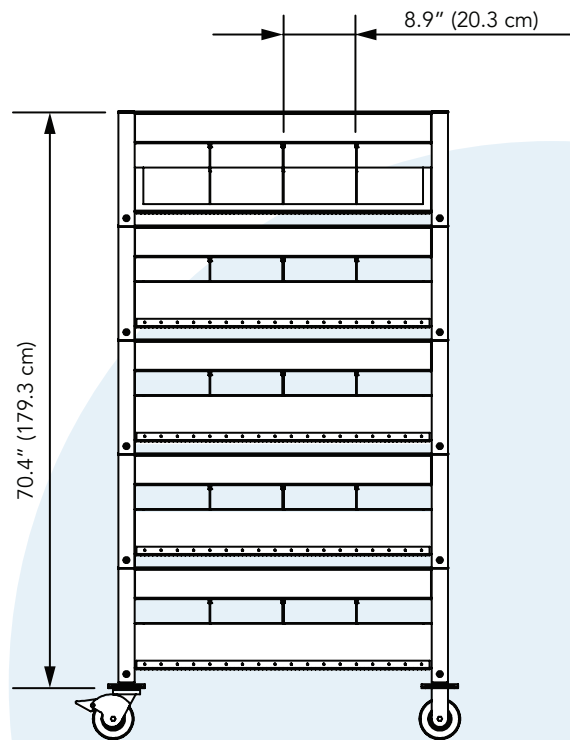
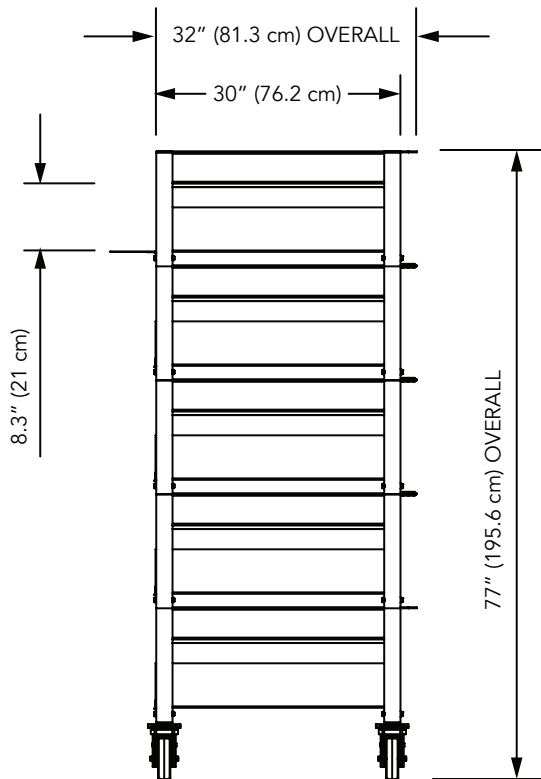
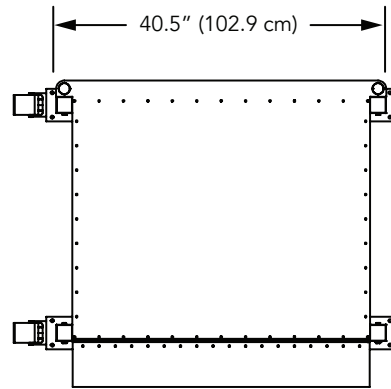
110V Powerstrips provide an outlet for each charging bay and velcro fasteners keep cords organized and compliant.

Wiring is provided for installation by a licensed electrician.


3036 Charge Safe MCR3036

FCP Technology	✓	 <p>ECR 22 kWh</p> <p>1.1 kWh per bay</p>
CellBlockEX Deployment	✓	
Exterior Dimensions*	40.5" x 32" x 77"h 102.9 cm x 81.3 cm x 195.6 cm	
Individual Battery Bays	8.9" x 29.9" x 8.3" 20.3 cm x 75.9 cm x 21 cm	
Weight*	750 lbs. 340 kg	

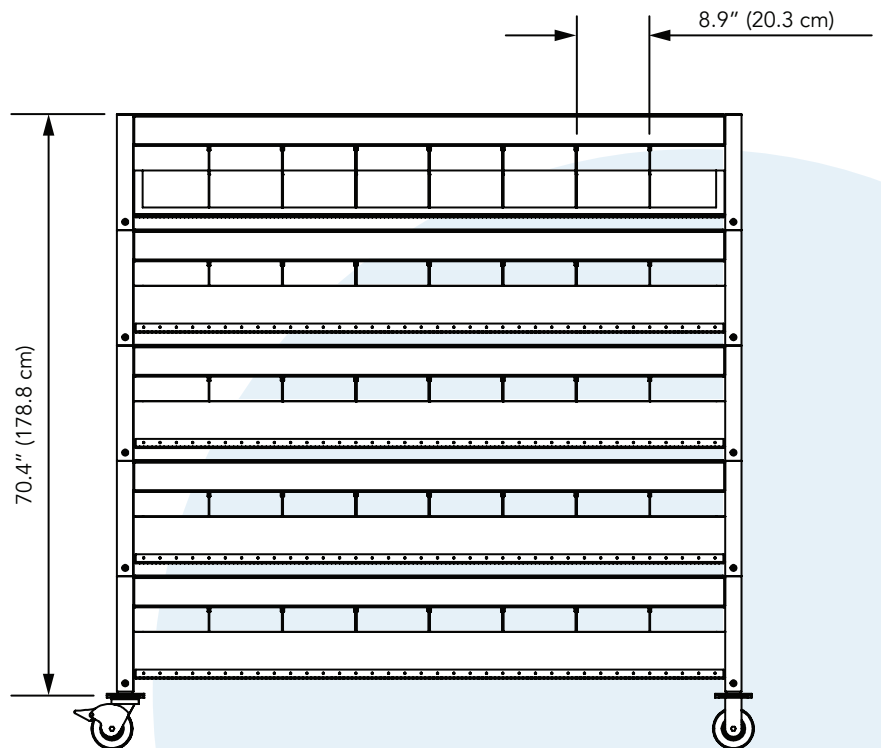
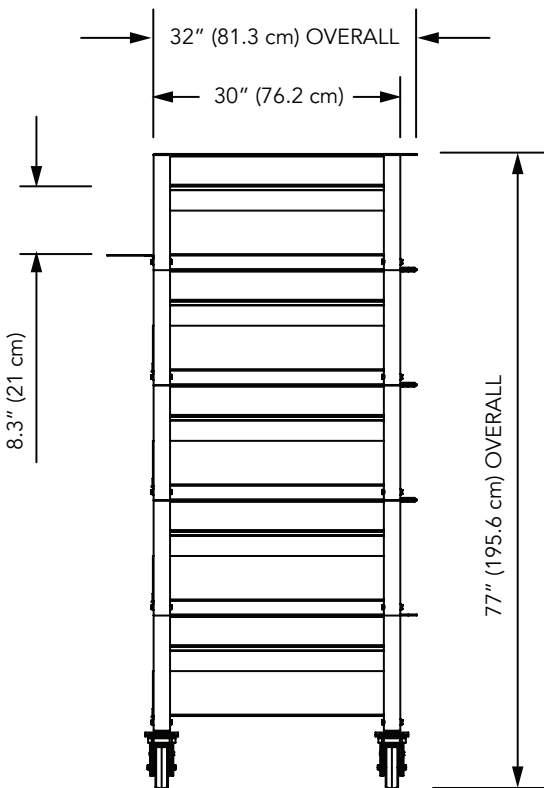
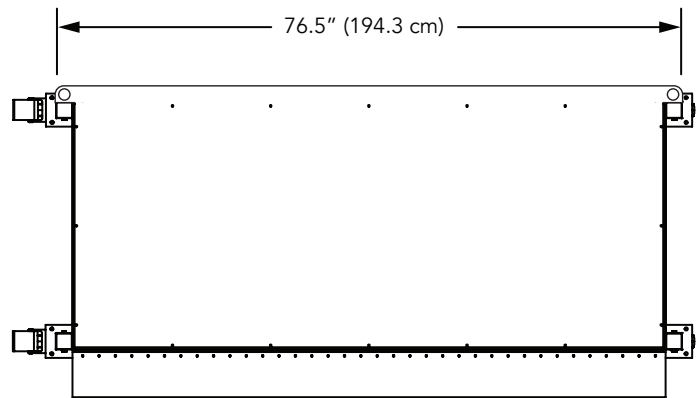
ECR = Energy Containment Rating. This calculation is the result of validation testing.
 *Dimensions and weight are for 5-tier system as shown here.




3072 Charge Safe MCR3072

FCP Technology	✓	
CellBlockEX Deployment	✓	
Exterior Dimensions*	76.5" x 32" x 77"h 194.3 cm x 81.3 cm x 195.6 cm h	ECR 44 kWh
Individual Battery Bays	8.9" x 29.9" x 8.3" 20.3 cm x 75.9 cm x 21 cm h	1.1 kWh per bay
Weight*	1450 lbs. 658 kg	

ECR = Energy Containment Rating. This calculation is the result of validation testing.
 *Dimensions and weight are for 5-tier system as shown here.





CellBlock[®]

Fire Containment Systems

234 Northeast Road, Unit 5
Standish, ME 04084
800-440-4119 | cellblockfcs.com