

Safer Charging and Storage Solutions.

CellBlock Battery Cabinets

CellBlock®
Fire Containment Systems



CBSC3672
Floor Cabinet

The Ultimate Insurance Against Lithium-ion Battery Fires

Store Batteries with Confidence

CellBlock cabinets are a superior solution for the safe storage of lithium-ion batteries and devices containing them. This robust cabinet is manufactured from aluminum and lined with CellBlock's proprietary fire proof composite and patented fire panel. CellBlockEX technology ensures both insulation and fire-suppression capabilities.

Enhance Workplace Safety

CellBlock cabinets can accommodate damaged, defective or prototype batteries. With the addition of optional 110V outlets, the cabinets will also provide a secure means to charge tool and equipment batteries.


Simply Brilliant Extinguishing System

- Gravity-fed CellBlockEX extinguishing system is built into the shelf construction
- Constructed with CellBlock's high-temperature composite liner within an aluminum frame
- Extinguishing system is rechargeable

What is CellBlockEX?


CellBlockEX® is a proven dry fire-suppressant granulate capable of halting thermal propagation in devices, batteries, and cells.

- Environmentally-friendly and sustainable – made from 100% recycled glass
- Lightweight and absorbent
- Free from crystalline silicate and asbestos



The CellBlock extinguishing system. Available in standard and high watt-hour configurations.

Intelligent Design



Pressure relief filters eliminate smoke and fumes



Add optional 110V outlets to allow for safe charging

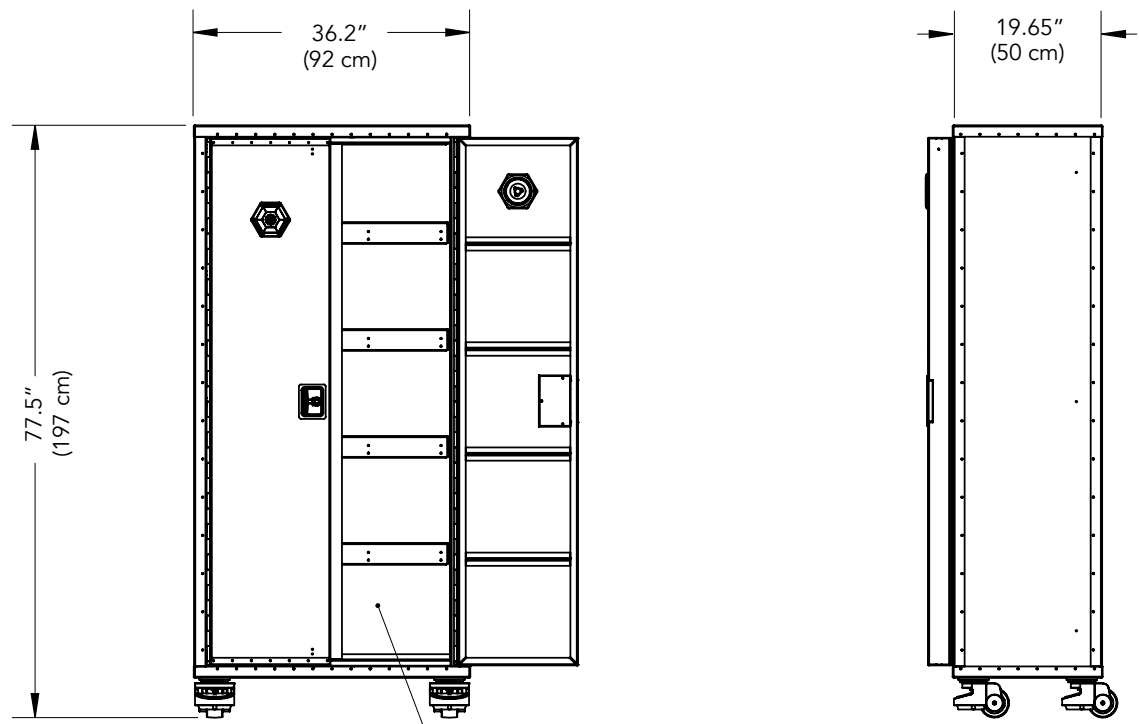


CBSC1952
Benchtop Cabinet

	FLOOR CABINET	XL FLOOR CABINET	BENCH TOP CABINET
PART NUMBER	CBSC3672	CBSC6165	CBSC1952
NUMBER OF SHELVES	5 standard	5 standard	2 standard
STANDARD SHELF SPACING	with 5 shelves standard: 11" (28 cm) high wh: 9" (23 cm)	with 5 shelves standard: 11" (28 cm) high wh: 9" (23 cm)	with 2 shelves standard: 10" (25.5 cm) high wh: 8" (20 cm)
WEIGHT	with 5 standard shelves 600 lbs (272 kg)	with 5 standard shelves 1500 lbs (680 kg)	with 2 standard shelves (480 lbs) 218 kg
BASE	Locking heavy-duty stabilizing casters		Adjustable leveling feet
Available Upgrades			
HIGH WATT-HOUR SYSTEM	Available as upgrade on all models - CBSCHWHS		
110V CHARGING OUTLETS	Add up to 5 per floor cabinet* - CB110V		Add up to 3 per cabinet* - CB110V

*Outlets and wiring installed in cabinet. Cabinet must be installed by a licensed electrician.

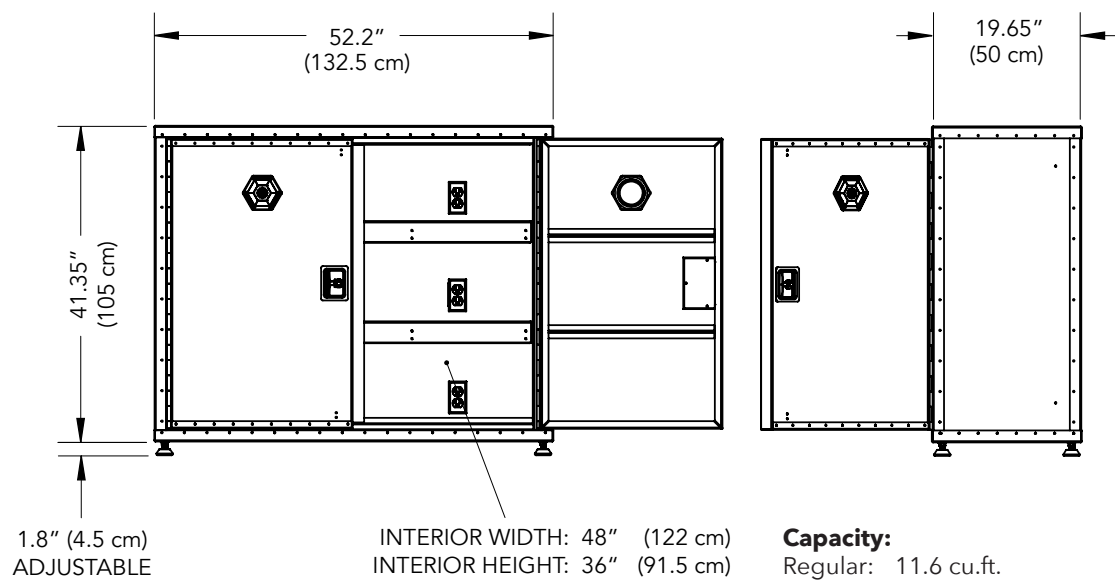
Floor Cabinet CBSC3672



INTERIOR WIDTH: 30.5" (77.5 cm)
INTERIOR HEIGHT: 67" (170 cm)
INTERIOR DEPTH: 13.75" (35 cm)
HEIGHT BETWEEN SHELVES: 14" (35.5 cm)

Capacity:
Regular: 13.8 cu.ft.
HWH: 12.4 cu.ft.

Bench Top Cabinet CBSC1952



1.8" (4.5 cm)
ADJUSTABLE

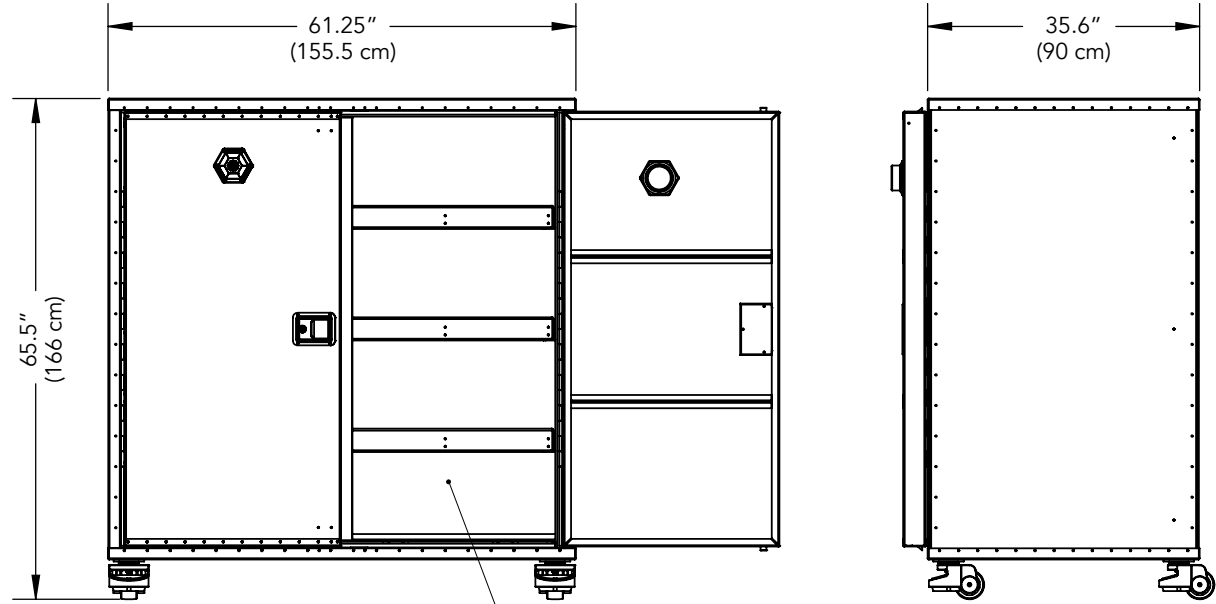
INTERIOR WIDTH: 48" (122 cm)
INTERIOR HEIGHT: 36" (91.5 cm)
INTERIOR DEPTH: 14" (35.5 cm)
HEIGHT BETWEEN SHELVES: 10" (25.5 cm)

Capacity:
Regular: 11.6 cu.ft.
HWH: 10.0 cu.ft.
Shown with optional electrical outlets

XL Floor Cabinet CBSC6165



CBSC6165
XL Floor Cabinet



INTERIOR WIDTH: 55.825" (142 cm)
INTERIOR HEIGHT: 54.625" (139 cm)
INTERIOR DEPTH: 30" (76 cm)
HEIGHT BETWEEN SHELVES: 11.625" (29.5 cm)

Capacity:
Regular: 46.5 cu.ft.
HWH: 40.2 cu.ft.